


(D)(a) Statement showing Shareholding Pattern

Name of the Company : Nitin Fire Protection Industries Limited

Script Code, Name of the scrip, class of security : NITINFIRE

As on Date : 31-Mar-2014

Partly paid-up shares	No. of partly paid-up shares	As a % of total no. of partly paid-up Shares	As a % of total no. of shares of the company
Held by promoter/promoter group	0	0	0
Held by public	0	0	0
Total	0	0	0
Outstanding convertible securities	No. of outstanding securities	As a % of total no. of outstanding convertible securities	As a % of total no. of shares of the company, assuming full conversion of the convertible securities
Held by promoter/promoter group	0	0	0
Held by public	0	0	0
Total	0	0	0
Warrants	No. of warrants	As a % of total no. of warrants	As a % of total no. of shares of the company, assuming full conversion of Warrants
Held by promoter/promoter group	0	0	0
Held by public	0	0	0
Total	0	0	0
Total paid-up capital of the company, assuming full conversion of warrants and convertible securities	0	0	0



(D)(a) Statement showing Shareholding Pattern

Sr. no.	Category of shareholder	Number of shareholders	Total number of shares	Number of shares held in dematerialized form	Total shareholding as a percentage of total number of shares		Number of shares otherwise encumbered	As a percentage (IX) = (VIII) / (IV) * 100
					As a percentage of (A+B) ¹ (VI)	As a percentage of (A+B+C) (VII)		
(I)	(II)	(III)	(IV)	(V)	(VI)	(VII)	(VIII)	(IX)
(A) Promoter and Promoter Group²								
(1) Indian								
(a)	Individuals/Hindu Undivided Family	12	157495872	157495872	71.85	71.85	30612372	19.44
(b)	Central Government/State Government(s)	0	0	0	0	0	0	0
(c)	Bodies Corporate	0	0	0	0	0	0	0
(d)	Financial Institutions/Banks	0	0	0	0	0	0	0
(e)	Any Other (Total)	0	0	0	0.00	0.00	0	0
	Sub-Total (A)(1)	12	157495872	157495872	71.85	71.85	30612372	19.44
(2) Foreign								
(a)	Individuals (Non-Resident Individuals/Foreign Individuals)	0	0	0	0	0	0	0
(b)	Bodies Corporate	0	0	0	0	0	0	0
(c)	Institutions	0	0	0	0	0	0	0
(d)	Qualified Foreign Investor	0	0	0	0	0	0	0
(e)	Any Other (Total)	0	0	0	0.00	0.00	0	0.00
	Sub-Total (A)(2)	0	0	0	0.00	0.00	0	0.00
Total Shareholding of Promoter and Promoter Group (A) = (A)(1)+(A)(2)		12	157495872	157495872	71.85	71.85	30612372	19.44



	(B)(1)+(B)(2)									
	TOTAL (A)+(B)	10950	219206111	219204563	100.00	100.00	30612372		13.97	
	(C)	Shares held by Custodians and against which Depository Receipts have been issued								
	C1	0	0	0	N.A.	0.00	N.A.	N.A.		
	Promoter and Promoter Group	0	0	0	N.A.	0	N.A.	N.A.		
	C2	0	0	0	N.A.	0	N.A.	N.A.		
	Public	0	0	0	N.A.	0	N.A.	N.A.		
	GRAND TOTAL (A)+(B)+(C)	10950	219206111	219204563	N.A.	100.00	30612372		13.97	

¹For determining public shareholding for the purpose of Clause 40A.


²For definitions of "Promoter" and "Promoter Group", refer to Clause 40A.

³For definitions of "Public Shareholding", refer to Clause 40A.




(D)(b) Statement showing Shareholding of persons belonging to the category "Promoter and Promoter Group"

Sr. No.	Name of the shareholder	PAN of the Shareholder	Total Shares held		Shares pledged or otherwise encumbered		Details of warrants		Details of convertible securities		Total shares (including underlying shares assuming full conversion of warrants and convertible securities) as a % of diluted share capital	
			Number (IV)	as a % of grand total (A) + (B) + (C) (V)	Number (VI)	as a percentage (VII) = (VI) / (IV)*100	of grand total (A) + (B) + (C) of sub-clause (D)(a) (VIII)	Num ber of warrants held (XI)	As a % total number of warrants of the same class (X)	Num ber of convertible securities held (XI)		As a % total number of convertible securities of the same class (XII)
1	Saroj N. Shah		45934437	20.95	0	0.00	0.00	0	0	0	0	0
2	Nitin Mansuklal Shah		31617327	14.42	14000000	44.28	6.39	0	0	0	0	0
3	Kunal Nitin Shah Alias Sanghavi		23004750	10.49	0	0.00	0.00	0	0	0	0	0
4	Rahul Nitin Shah		14106000	6.44	14070000	99.74	6.42	0	0	0	0	0
5	Nitin Mansuklal Shah		12671799	5.78	0	0.00	0.00	0	0	0	0	0
6	Nitin Mansuklal Shah Karta		10221000	4.66	0	0.00	0.00	0	0	0	0	0
7	Reshma Nitin Shah		9397500	4.29	0	0.00	0.00	0	0	0	0	0
8	Rahul Nitin Sanghavi Karta		9169771	4.18	2542372	27.73	1.16	0	0	0	0	0
9	Nitin Mansuklal Shah		800000	0.36	0	0.00	0.00	0	0	0	0	0
10	Saroj N. Shah		538288	0.25	0	0.00	0.00	0	0	0	0	0
11	Rahul Nitin Shah		17500	0.01	0	0.00	0.00	0	0	0	0	0
12	Reshma Nitin Shah		17500	0.01	0	0.00	0.00	0	0	0	0	0
	TOTAL		157495872	71.85	30612372	19.44	13.97	0	0	0	0	0.00



D(c) Statement showing Shareholding of persons belonging to the category "Public" and holding more than 1% of the total number of shares

Sr. No.	Name of the shareholder	PAN of the Shareholder	Number of shares	Shares as a percentage of total number of shares i.e., Grand Total (A)+(B)+(C) indicated in Statement at para (D)(a) above}	Details of warrants		Details of convertible securities		Total shares (including underlying shares assuming full conversion of warrants and convertible securities) as a % of diluted
					Number of warrants held	As a % total number of warrants of the same class	Number of convertible securities held	% w.r.t total number of convertible securities of the same class	
1	ORANGE MAURITIUS INVESTMENTS LIMITED		10252762	4.68	0	0	0	0	0
2	ELARA CAPITAL PEC 2A/C VESPERA FUND LIMITED		5401916	2.46	0	0	0	0	0
3	EMERGING INDIA FOCUS FUNDS		4767244	2.17	0	0	0	0	0
4	A C SEKAR		4414497	2.01	0	0	0	0	0
5	SITF MAURITIUS		3993857	1.82	0	0	0	0	0
6	ELARA INDIA OPPORTUNITIES FUND LIMITED		2812428	1.28	0	0	0	0	0
	TOTAL		31642704	14.44	0	0.00	0	0.00	0

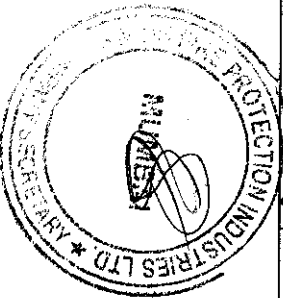


D(c) Statement showing Shareholding of persons belonging to the category "Public" and holding more than 5% of the total number of shares

Sr. No.	Name of the shareholder	PAN of the Shareholder	Number of shares	Shares as a percentage of total number of shares {i.e., Grand Total (A)+(B)+(C) indicated in Statement at para (D)(a) above}	Details of warrants		Details of convertible securities		Total shares (including underlying shares assuming full conversion of warrants and convertible securities) as a % of diluted
					Number of warrants held	As a % total number of warrants of the same class	Number of convertible securities held	% w.r.t total number of convertible securities of the same class	
1	NIL		0	0.00	0	0.00	0	0.00	0
	TOTAL		0	0.00	0	0.00	0	0.00	0.00

D(d) Statement showing details of locked-in shares

Sr. No.	Name of the shareholder	PAN of the Shareholder	Number of locked-in shares	Locked-in shares as a percentage of total number of shares {i.e., Grand Total (A)+(B)+(C) indicated in Statement at para (D)(a) above}
1	NIL		0	0.00
	TOTAL		0	0.00




(II)(a) Statement showing details of Depository Receipts (DRs)

Sr. No.	Type of outstanding DR (ADRs, GDRs, SDRs, etc.)	Number of outstanding DRs	Number of shares underlying outstanding DRs	Shares underlying outstanding DRs as a percentage of total number of shares {i.e., Grand Total (A)+(B)+(C) indicated in Statement at para (I)(a) above}
	TOTAL	0	0	0.00

(II)(b) Statement showing holding of Depository Receipts (DRs), where underlying shares held by 'promoter/promoter group' are in excess of 1% of the total number of shares

Sr. No.	Name of the DR Holder	Type of outstanding DR (ADRs, GDRs, SDRs, etc.)	Number of shares underlying outstanding DRs	Shares underlying outstanding DRs as a percentage of total number of shares {i.e., Grand Total (A)+(B)+(C) indicated in Statement at para (I)(a) above}
		TOTAL	0	0.00

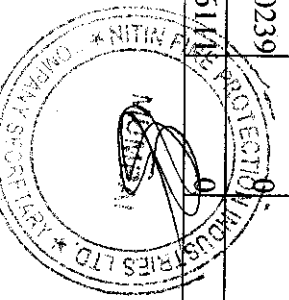


(III) (a) Statement showing the voting pattern of shareholders, if more than one class of shares/securities is issued by the issuer.

Sr. no.	Category of shareholder	Number of Voting Rights held in each class of securities			Total Voting Rights (III+IV+V)	Total Voting Rights i.e. (VI)	
		Class X (III)	Class Y (IV)	Class Z (V)		As a percentage of (A+B) (VII)	As a percentage of (A+B+C) (VIII)
(A)	Promoter and Promoter Group ²						
(1)	Indian						
(a)	Individuals/Hindu Undivided Family	157495872	0	0	157495872	71.85	71.85
(b)	Central Government/State Government(s)	0	0	0	0	0.00	0.00
(c)	Bodies Corporate	0	0	0	0	0.00	0.00
(d)	Financial Institutions/Banks	0	0	0	0	0.00	0.00
(e)	Any Other (Total)	0	0	0	0	0.00	0.00
	Sub-Total (A)(1)	157495872	0	0	157495872	71.85	71.85
(2)	Foreign						
(a)	Individuals (Non-Resident Individuals/Foreign Individuals)	0	0	0	0	0.00	0.00
(b)	Bodies Corporate	0	0	0	0	0.00	0.00
(c)	Institutions	0	0	0	0	0.00	0.00
(d)	Qualified Foreign Investor	0	0	0	0	0.00	0.00
(e)	Any Other (Total)	0	0	0	0	0.00	0.00
	Sub-Total (A)(2)	0	0	0	0	0.00	0.00
	Total Shareholding of Promoter and Promoter Group (A) = (A)(1)+(A)(2)	157495872	0	0	157495872	71.85	71.85
(B)	Public shareholding						
(1)	Institutions						



(a)	Mutual Funds/UTI	0	0	0	0	0	0	0	0.00	0.00
(b)	Financial Institutions/Banks	14971	0	0	0	14971	0	0.01	0.01	0.01
(c)	Central Government/State Government(s)	0	0	0	0	0	0	0.00	0.00	0.00
(d)	Venture Capital Funds	0	0	0	0	0	0	0.00	0.00	0.00
(e)	Insurance Companies	0	0	0	0	0	0	0.00	0.00	0.00
(f)	Foreign Institutional Investors	30283155	0	0	0	30283155	0	13.81	13.81	13.81
(g)	Foreign Venture Capital Investors	0	0	0	0	0	0	0.00	0.00	0.00
(h)	Qualified Foreign Investor	0	0	0	0	0	0	0.00	0.00	0.00
(h)	Any Other (Total)	0	0	0	0	0	0	0.00	0.00	0.00
	Sub-Total (B)(1)	30298126	0	0	0	30298126	0	13.82	13.82	13.82
(2)	Non-institutions									
(a)	Bodies Corporate	6519081	0	0	0	6519081	0	2.97	2.97	2.97
(b)	Individuals - i. Individual Shareholders Holding Nominal Share Capital Up To >Rs. 1 Lakh.	7273010	0	0	0	7273010	0	3.32	3.32	3.32
	Individuals - ii. Individual Shareholders Holding Nominal Share Capital In Excess Of Rs. 1 Lakh	15257815	0	0	0	15257815	0	6.96	6.96	6.96
(c)	Qualified Foreign Investor	0	0	0	0	0	0	0.00	0.00	0.00
(d)	Any Other (Total)	2362207	0	0	0	2362207	0	1.08	1.08	1.08
(d1)	Clearing Member	1066003	0	0	0	1066003	0	0.49	0.49	0.49
(d2)	Director/ Relatives	14927	0	0	0	14927	0	0.01	0.01	0.01
(d3)	Trust	962	0	0	0	962	0	0.00	0.00	0.00
(d4)	NRI	1263766	0	0	0	1263766	0	0.58	0.58	0.58
(d5)	Employees	16549	0	0	0	16549	0	0.01	0.01	0.01
	Sub-Total (B)(2)	31412113	0	0	0	31412113	0	14.33	14.33	14.33
	Total Public Shareholding (B)= (B)(1)+(B)(2)	61710239	0	0	0	61710239	0	28.15	28.15	28.15
	TOTAL (A)+(B)	219206111	0	0	0	219206111	0	100.00	100.00	100.00



	Shares held by Custodians and against which Depository Receipts have been issued	0	0	0	0	0	0.00	0.00
C1	Promoter and Promoter Group	0	0	0	0	0	0	0
C2	Public	0	0	0	0	0	0	0
	GRAND TOTAL (A)+(B)+(C)	219206111	0	0	0	219206111	100.00	100.00

FOR NITIN FIRE PROTECTION INDUSTRIES LIMITED

Abhishek Shrivastava
Company Secretary

