


**Statement showing Shareholding Pattern**

Name of the Company : NITIN FIRE PROTECTION INDUSTRIES LIMITED  
Quarter Ended : 30TH SEPTEMBER, 2015  
Class of Security : EQUITY

| Partly paid-up shares:-   | No. of partly paid-up shares  | As a % of total no. of partly paid-up shares              | As a % of total no. of shares of the company   |
|---|-------------------------------|---|--|
| Held by promoter/promoters group  | NIL                           | NIL   | NIL  |
| Held by public  | NIL                           | NIL   | NIL  |
| <b>Total</b>  | NIL                           | NIL   | NIL  |
| Outstanding convertible securities:-  | No. of outstanding securities | As a % of total No. of outstanding convertible securities | As a % of total no. of shares of the company, assuming full conversion of the convertible securities |
| Held by promoter/promoter group   | NOT APPLICABLE                | NOT APPLICABLE  | NOT APPLICABLE   |
| Held by public  | NOT APPLICABLE                | NOT APPLICABLE  | NOT APPLICABLE   |
| <b>Total</b>  | NOT APPLICABLE                | NOT APPLICABLE  | NOT APPLICABLE   |
| Warrants:-  | No. of warrants               | As a % of total no. of warrants                           | As a % of total no. of shares of the company, assuming full conversion of warrants                   |
| Held by promoter/ promoter group  | NOT APPLICABLE                | NOT APPLICABLE  | NOT APPLICABLE   |
| Held by public  | NOT APPLICABLE                | NOT APPLICABLE  | NOT APPLICABLE   |
| <b>Total</b>  | NOT APPLICABLE                | NOT APPLICABLE  | NOT APPLICABLE   |
| <b>Total paid-up capital of the company assuming full conversion of warrants and convertible securities</b> | 292269622                     | NIL   | 100%   |

FOR NITIN FIRE PROTECTION INDUSTRIES LIMITED

  
RAHUL N. SHAH  
EXECUTIVE DIRECTOR  
(DIN - 00073226)

Mumbai, 15th October, 2015



# NITIN FIRE PROTECTION INDUSTRIES LIMITED


501, Delta, Hiranandani Gardens, Technology Street, Powai, Mumbai 400076. INDIA.  
Phone: +91 22 4045 7000 • FAX: +91 22 2570 1110 • E-mail: nitinfire@vsnl.com • Website: http://www.nitinfire.com  
CIN: L29193MH1995PLC092323

The Shareholding Pattern of our company as on 30th September, 2015

Statement showing Shareholding Pattern

| Category Code | Category of Shareholder   | Number of Shareholders | Total Number of Shares Held | Number of shares held in dematerializ | Total shareholding as a  |                            | Shares Pledged or |                 |
|---------------|---|------------------------|-----------------------------|---------------------------------------|--------------------------|----------------------------|-------------------|-----------------|
|               |   |                        |                             |                                       | As a percentage of (A+B) | As a percentage of (A+B+C) | Number of Shares  | As a percentage |
| <b>A</b>      | <b>Shareholding of Promoters and Promoters Group</b>                            |                        |                             |                                       |                          |                            |                   |                 |
| <b>1</b>      | Indian  |                        |                             |                                       |                          |                            |                   |                 |
| a             | Individuals/Hindu Undivided Family  | 13                     | 211,936,495                 | 211,936,495                           | 72.5140                  | 72.5140                    | 80683160          | 38.0695         |
| b             | Central Govt./State Govts.  | 0                      | 0                           | 0                                     | 0.0000                   | 0.0000                     | 0                 | 0.0000          |
| c             | Bodies Corporate  | 0                      | 0                           | 0                                     | 0.0000                   | 0.0000                     | 0                 | 0.0000          |
| d             | Financial Institutions/Banks  | 0                      | 0                           | 0                                     | 0.0000                   | 0.0000                     | 0                 | 0.0000          |
| e             | Any other   | 0                      | 0                           | 0                                     | 0.0000                   | 0.0000                     | 0                 | 0.0000          |
|               | <b>Sub Total A(1)</b>   | <b>13</b>              | <b>211,936,495</b>          | <b>211,936,495</b>                    | <b>72.5140</b>           | <b>72.5140</b>             | <b>80683160</b>   | <b>38.0695</b>  |
| <b>2</b>      | Foreign   |                        |                             |                                       |                          |                            |                   |                 |
| a             | Non Resident Individuals/Foreign Individuals                                    | 0                      | 0                           | 0                                     | 0.0000                   | 0.0000                     | 0                 | 0.0000          |
| b             | Bodies Corporate  | 0                      | 0                           | 0                                     | 0.0000                   | 0.0000                     | 0                 | 0.0000          |
| c             | Institutions  | 0                      | 0                           | 0                                     | 0.0000                   | 0.0000                     | 0                 | 0.0000          |
| d             | Any Others  | 0                      | 0                           | 0                                     | 0.0000                   | 0.0000                     | 0                 | 0.0000          |
|               | <b>Sub Total A(2)</b>   | <b>0</b>               | <b>0</b>                    | <b>0</b>                              | <b>0.0000</b>            | <b>0.0000</b>              | <b>0</b>          | <b>0.0000</b>   |
|               | <b>Total Share Holding of Promoter Group</b>                                    | <b>13</b>              | <b>211936495</b>            | <b>211936495</b>                      | <b>72.5140</b>           | <b>72.5140</b>             | <b>80683160</b>   | <b>38.0695</b>  |
|               | <b>Public Shareholding</b>  |                        |                             |                                       |                          |                            |                   |                 |
| <b>B</b>      | Institutions  |                        |                             |                                       |                          |                            |                   |                 |
| <b>1</b>      | Mutual Funds/UTI  | 1                      | 1224                        | 1224                                  | 0.0004                   | 0.0004                     | 0                 | 0.0000          |
| a             | Financial Institutions/Banks  | 3                      | 7219616                     | 7219616                               | 2.4702                   | 2.4702                     | 0                 | 0.0000          |
| b             | Central Govt./State Govt.   | 0                      | 0                           | 0                                     | 0.0000                   | 0.0000                     | 0                 | 0.0000          |
| c             | Venture Capital Funds   | 0                      | 0                           | 0                                     | 0.0000                   | 0.0000                     | 0                 | 0.0000          |
| d             | Insurance Companies   | 0                      | 0                           | 0                                     | 0.0000                   | 0.0000                     | 0                 | 0.0000          |
| e             | Foreign Institutional Investors   | 14                     | 36683532                    | 36683532                              | 12.5513                  | 12.5513                    | 0                 | 0.0000          |
| f             | Foreign Venture Capital Investors   | 0                      | 0                           | 0                                     | 0.0000                   | 0.0000                     | 0                 | 0.0000          |
| g             | Any other   | 0                      | 0                           | 0                                     | 0.0000                   | 0.0000                     | 0                 | 0.0000          |
| h             | Nri Banks   | 0                      | 0                           | 0                                     | 0.0000                   | 0.0000                     | 0                 | 0.0000          |
| h1            | <b>Sub Total B(1)</b>   | <b>18</b>              | <b>43904372</b>             | <b>43904372</b>                       | <b>15.0219</b>           | <b>15.0219</b>             | <b>0</b>          | <b>0.0000</b>   |
| <b>2</b>      | Non Institutions  |                        |                             |                                       |                          |                            |                   |                 |
| a             | Bodies Corporate  | 526                    | 9535148                     | 9535148                               | 3.2624                   | 3.2624                     | 0                 | 0.0000          |
| b1            | Individuals-shareholders holding normal Share capital upto Rs 1 lac             | 20998                  | 14920889                    | 14918828                              | 5.1052                   | 5.1052                     | 0                 | 0.0000          |
| b2            | Individuals-shareholders holding normal Share capital in excess of Rs 1 lac     | 33                     | 8663778                     | 8663778                               | 2.9643                   | 2.9643                     | 0                 | 0.0000          |
| c             | Qualified Foreign Investor  | 0                      | 0                           | 0                                     | 0.0000                   | 0.0000                     | 0                 | 0.0000          |
| d             | <b>ANY OTHERS</b>   |                        |                             |                                       |                          |                            |                   |                 |
|               | Trusts  | 0                      | 0                           | 0                                     | 0.0000                   | 0.0000                     | 0                 | 0.0000          |
| (i)           | Clearing Member   | 157                    | 293251                      | 293251                                | 0.1003                   | 0.1003                     | 0                 | 0.0000          |
| (ii)          | Director/ Relatives   | 1                      | 19902                       | 19902                                 | 0.0068                   | 0.0068                     | 0                 | 0.0000          |
| (iii)         | Employees   | 6                      | 21763                       | 21763                                 | 0.0074                   | 0.0074                     | 0                 | 0.0000          |
| (iv)          | Non Resident Indias (NRIs)  | 527                    | 2974024                     | 2974024                               | 1.0176                   | 1.0176                     | 0                 | 0.0000          |
| (v)           | Overseas Bodies Corporate (OCB's)   | 0                      | 0                           | 0                                     | 0.0000                   | 0.0000                     | 0                 | 0.0000          |
| (vi)          | Unclaimed Suspense Account  | 0                      | 0                           | 0                                     | 0.0000                   | 0.0000                     | 0                 | 0.0000          |
| (vii)         | Any other   | 0                      | 0                           | 0                                     | 0.0000                   | 0.0000                     | 0                 | 0.0000          |
|               | <b>Sub Total B(2)</b>   | <b>22248</b>           | <b>36428755</b>             | <b>36426694</b>                       | <b>12.4640</b>           | <b>12.4640</b>             | <b>0</b>          | <b>0</b>        |
|               | <b>Total Public Share Holding B(1) + B(2)</b>                                   | <b>22266</b>           | <b>80333127</b>             | <b>80331066</b>                       | <b>27.4859</b>           | <b>27.4859</b>             | <b>0</b>          | <b>0.0000</b>   |
|               | <b>TOTAL (A)+(B)</b>  | <b>22279</b>           | <b>292269622</b>            | <b>292267561</b>                      | <b>100.0000</b>          | <b>100.0000</b>            | <b>80683160</b>   | <b>27.6057</b>  |
| (C)           | Shares held by Custodians and against which Depository receipt have been issued | 0                      | 0                           | 0                                     | 0.0000                   | 0.0000                     | 0                 | 0.0000          |
|               | <b>Grand Total A + B + C</b>  | <b>22279</b>           | <b>292269622</b>            | <b>292267561</b>                      | <b>100.0000</b>          | <b>100.0000</b>            | <b>80683160</b>   | <b>27.6057</b>  |

FOR NITIN FIRE PROTECTION INDUSTRIES LIMITED

  
RAHUL N. SHAH  
EXECUTIVE DIRECTOR  
(DIN - 00073226)

Mumbai, 15th October, 2015



NITIN FIRE PROTECTION INDUSTRIES LIMITED

501, Delta, Hiranandani Gardens, Technology Street, Powai, Mumbai 400076. INDIA.


Phone: +91 22 4045 7000 · FAX: +91 22 2570 1110 · E-mail: nitinfire@vsnl.com · Website: http://www.nitinfire.com

CIN: L29193MH1995PLC092323

Statement showing Promoters Shareholding of the Company  
Quarter ended 30th September, 2015

| Sr. No.      | Name of the shareholder         | Total shares held |                                   | Shares pledged or otherwise encumbered |                               |  |
|--------------|---------------------------------|-------------------|-----------------------------------|--|-------------------------------|--|
|              |                                 | Number            | As a % of grand total (A)+(B)+(C) | Number                                 | As a percentage (V)/(III)*100 | As a % of grand total (A)+(B)+(C) of sub-clause (I)(a) |
| (I)          | (II)                            | (III)             | (IV)                              | (V)                                    | (VI)                          | (VII)  |
| 1            | Saroj N. Shah                   | 61245916          | 20.96%                            | -                                      | -                             | -  |
| 2            | Nitin Mansuklal Shah            | 42156436          | 14.42%                            | 31,166,666                             | 73.9310%                      | 10.6637%   |
| 3            | Kunal Nitin Shah Alias Sanghavi | 30673000          | 10.49%                            | -                                      | -                             | -  |
| 4            | Rahul Nitin Shah                | 18808000          | 6.44%                             | 18,780,000                             | 99.7448%                      | 6.4187%  |
| 5            | Nitin Mansuklal Shah Karta      | 15462000          | 5.29%                             | 13,500,000                             | 87.3108%                      | 4.6190%  |
| 6            | Reshma Nitin Shah               | 12530000          | 4.29%                             | -                                      | -                             | -  |
| 7            | Rahul Nitin Sanghavi Karta      | 12226361          | 4.18%                             | 11,989,828                             | 98.0654%                      | 4.1023%  |
| 8            | Nitin Mansuklal Shah            | 11000000          | 3.76%                             | -                                      | -                             | -  |
| 9            | Nitin Mansuklal Shah            | 6003733           | 2.05%                             | 5,266,666                              | 87.7232%                      | 1.8020%  |
| 10           | Nitin Mansuklal Shah            | 1066666           | 0.36%                             | -                                      | -                             | -  |
| 11           | Saroj N. Shah                   | 717717            | 0.25%                             | -                                      | -                             | -  |
| 12           | Rahul Nitin Shah                | 23333             | 0.01%                             | -                                      | -                             | -  |
| 13           | Reshma Nitin Shah               | 23333             | 0.01%                             | -                                      | -                             | -  |
| <b>Total</b> |                                 | <b>211936495</b>  | <b>72.51%</b>                     | <b>80,683,160</b>                      | <b>38.0695%</b>               | <b>27.6057%</b>  |

FOR NITIN FIRE PROTECTION INDUSTRIES LIMITED



RAHUL N. SHAH  
EXECUTIVE DIRECTOR  
(DIN – 00073226)

Mumbai, 15th October, 2015



## **NITIN FIRE PROTECTION INDUSTRIES LIMITED**

501, Delta, Hiranandani Gardens, Technology Street, Powai, Mumbai 400076. INDIA.

Phone: +91 22 4045 7000 • FAX: +91 22 2570 1110 • E-mail: nitinfire@vsnl.com • Website: http://www.nitinfire.com

CIN: L29193MH1995PLC092323

Quarter ended 30th September, 2015

Statement showing Shareholding of Persons Belonging to the Category of Public and holding more than 1% of total shares

| S. No. | Name of Shareholders                       | Shares          | %               |
|--------|--|-----------------|-----------------|
| 1      | ORANGE MAURITIUS INVESTMENTS LIMITED       | 13428641        | 4.5946%         |
| 2      | GENERAL INSURANCE CORPORATION OF INDIA     | 7133333         | 2.4407%         |
| 3      | ELARA CAPITAL PLC A/C VESPERA FUND LIMITED | 6491554         | 2.2211%         |
| 4      | EMERGING INDIA FOCUS FUNDS                 | 5456325         | 1.8669%         |
| 5      | ITF MAURITIUS                              | 5325142         | 1.8220%         |
| 6      | ANTARA INDIA EVERGREEN FUND LTD            | 4191374         | 1.4341%         |
|        | <b>Total</b>                               | <b>42026369</b> | <b>14.3793%</b> |

Statement showing Shareholding of Persons Belonging to the Category of Public and holding more than 5% of total shares

| S. No. | Name of Shareholder | Shares     | %          |
|--------|---------------------|------------|------------|
|        | NIL                 | NIL        | NIL        |
|        | <b>Total</b>        | <b>NIL</b> | <b>NIL</b> |

FOR NITIN FIRE PROTECTION INDUSTRIES LIMITED

  
RAHUL N. SHAH  
EXECUTIVE DIRECTOR  
(DIN - 00073226)

Mumbai, 15th October, 2015

# **NITIN FIRE PROTECTION INDUSTRIES LIMITED**

501, Delta, Hiranandani Gardens, Technology Street, Powai, Mumbai 400076. INDIA.

Phone: +91 22 4045 7000 • FAX: +91 22 2570 1110 • E-mail: nitinfire@vsnl.com • Website: http://www.nitinfire.com

CIN: L29193MH1995PLC092323

Quarter ended 30th September, 2015

## **(I)(d) Statement showing details of Locked-in Shares**

| S. No. | Name of Shareholders | Category of Shareholders (Promoters /Public) | No. of Shares | % Holding |
|--------|----------------------|--|---------------|-----------|
|        | NIL                  | NIL  | NIL           | NIL       |
|        |                      |  |               |           |

## **(II)(a) Statement showing details of Depository Receipts (DRs)**

| Sr. No. | Type of outstanding DR (ADRs, GDRs, SDRs, etc.) | Number of outstanding DRs | Number of shares underlying outstanding DRs | Shares underlying outstanding DRs as a percentage of total number of shares |
|---------|---|---------------------------|---|---|
| N.A.    |   |                           |   |   |

## **(II)(b) Statement showing Holding of Depository Receipts (DRs), where underlying shares are in excess of 1% of the of the total number of shares**

| Sr. No. | Name of the DR Holder | Type of outstanding DR (ADRs, GDRs, SDRs, etc.) | Number of shares underlying outstanding DRs | Shares underlying outstanding DRs as a percentage of total number of shares |
|---------|-----------------------|---|---|---|
| N.A.    |                       |   |   |   |

FOR NITIN FIRE PROTECTION INDUSTRIES LIMITED

  
RAHUL N. SHAH  
EXECUTIVE DIRECTOR  
(DIN - 00073226)

Mumbai, 15th October, 2015