


NITIN FIRE PROTECTION INDUSTRIES LIMITED
 501, Delta, Hiranandani Gardens, Technology Street, Powai, Mumbai 400076. INDIA.
 Phone: +91 22 4045 7000 · FAX: +91 22 2570 1110 · E-mail: nitinfire@vsnl.com ·
 Website: http://www.nitinfire.com

The Shareholding Pattern of our company as on June 30, 2014

(l)(a) **Statement showing Shareholding Pattern**

Name of the Company:			
Scrip Code, Name of the scrip, class of security:			
Quarter ended:			
Partly paid-up shares:-	No. of partly paid-up shares	As a % of total no. of partly paid-up shares	As a % of total no. of shares of the company
Held by promoter/promoters group	N.A.	N.A.	N.A.
Held by public			
Total			
Outstanding convertible securities:-	No. of outstanding securities	As a % of total No. of outstanding convertible securities	As a % of total no. of shares of the company, assuming full conversion of the convertible securities
Held by promoter/promoter group	N.A.	N.A.	N.A.
Held by public			
Total			
Warrants:-	No. of warrants	As a % of total no. of warrants	As a % of total no. of shares of the company, assuming full conversion of warrants
Held by promoter/promoter group	N.A.	N.A.	N.A.
Held by public			
Total			
Total paid-up capital of the company assuming full conversion of warrants and convertible securities			

For NITIN FIRE PROTECTION INDUSTRIES LIMITED


Abhishek Shrivastava
 Company Secretary
 July 10, 2014



NITIN FIRE PROTECTION INDUSTRIES LIMITED

501, Delta, Hiranandani Gardens, Technology Street, Powai, Mumbai 400076. INDIA.
Phone: +91 22 4045 7000 • FAX: +91 22 2570 1110 • E-mail: nitinfire@vsnl.com • Website: http://www.nitinfire.com
CIN: L29193MH1995PLC092323

The Shareholding Pattern of our company as on June 30, 2014

Statement showing Shareholding Pattern

Category Code	Category of Shareholder	Number of Shareholders	Total Number of Shares Held	Number of shares held in dematerializ	Total shareholding as a		Shares Pledged or	
					As a percentage of (A+B)	As a percentage of (A+B+C)	Number of Shares	As a percentage
A	Shareholding of Promoter and Promoter Group							
1	Indian							
a	Individuals/Hindu Undivided Family	12	157,495,872	157,495,872	71.8483	71.8483	30712372	19.5004
b	Central Govt./State Govts.	0	0	0	0.0000	0.0000	0	0.0000
c	Bodies Corporate	0	0	0	0.0000	0.0000	0	0.0000
d	Financial Institutions/Banks	0	0	0	0.0000	0.0000	0	0.0000
e	Any other	0	0	0	0.0000	0.0000	0	0.0000
	Sub Total A(1)	12	157,495,872	157,495,872	71.8483	71.8483	30712372	19.5004
2	Foreign							
a	Non Resident Individuals/Foreign Individuals	0	0	0	0.0000	0.0000	0	0.0000
b	Bodies Corporate	0	0	0	0.0000	0.0000	0	0.0000
c	Institutions	0	0	0	0.0000	0.0000	0	0.0000
d	Any Others	0	0	0	0.0000	0.0000	0	0.0000
	Sub Total A(2)	0	0	0	0.0000	0.0000	0	0.0000
	Total Share Holding of Promoter Group	12	157495872	157495872	71.8483	71.8483	30712372	19.5004
	Public Shareholding							
B	Institutions							
1	Mutual Funds/UTI							
a	Financial Institutions/Banks	4	2158495	2158495	0.9847	0.9847	0	0.0000
b	Central Govt./State Govt.	0	0	0	0.0000	0.0000	0	0.0000
c	Venture Capital Funds	0	0	0	0.0000	0.0000	0	0.0000
d	Insurance Companies	0	0	0	0.0000	0.0000	0	0.0000
e	Foreign Institutional Investors	13	33139015	33139015	15.1177	15.1177	0	0.0000
f	Foreign Venture Capital Investors	0	0	0	0.0000	0.0000	0	0.0000
g	Any other	0	0	0	0.0000	0.0000	0	0.0000
h	Nri Banks	0	0	0	0.0000	0.0000	0	0.0000
h1	Sub Total B(1)	17	35297510	35297510	16.1024	16.1024	0	0.0000
2	Non Institutions							
a	Bodies Corporate	358	8847378	8847378	4.0361	4.0361	0	0.0000
b1	Individuals-shareholders holding normal Share capital upto Rs 1 lac	9353	6712342	6710794	3.0621	3.0621	0	0.0000
b2	Individuals-shareholders holding normal Share capital in excess of Rs 1 lac	38	8415844	8415844	3.8392	3.8392	0	0.0000
	Director/ Relatives	1	14927	14927	0.0068	0.0068	0	0.0000
	Employees	6	16549	16549	0.0075	0.0075	0	0.0000
c	Trust	1	962	962	0.0004	0.0004	0	0.0000
c1	Any other	0	0	0	0.0000	0.0000	0	0.0000
c2	Clearing Member	252	1161992	1161992	0.5301	0.5301	0	0.0000
c3	NRI	152	1242735	1242735	0.5669	0.5669	0	0.0000
c4	OCB's	0	0	0	0.0000	0.0000	0	0.0000
	Sub Total B(2)	10161	26412729	26411181	12.0493	12.0493	0	0.0000
	Total Public Share Holding B(1) + B(2)	10178	61710239	61708691	28.1517	28.1517	0	0.0000
	TOTAL (A)+(B)	10190	219206111	219204563	100.0000	100.0000	30712372	14.0107
(C)	Shares held by Custodians and against which Depository receipt have been issued	0	0	0	0.0000	0.0000	0	0.0000
	Grand Total A + B + C	10190	219206111	219204563	100.0000	100.0000	30712372	14.0107

For NITIN FIRE PROTECTION INDUSTRIES LIMITED

Abhishok Shrivastava
Company Secretary
Mumbai
July 10, 2014



NITIN FIRE PROTECTION INDUSTRIES LIMITED

501, Delta, Hiranandani Gardens, Technology Street, Powai, Mumbai 400076. INDIA.


Phone: +91 22 4045 7000 · FAX: +91 22 2570 1110 · E-mail: nitinfire@vsnl.com · Website: http://www.nitinfire.com


CIN: L29193MH1995PLC092323

**Statement showing Promoters Shareholding of the Company
Quarter ended June 30, 2014.**

Sr. No.	Name of the shareholder	Total shares held		Shares pledged or otherwise encumbered		
		Number	As a % of grand total (A)+(B)+(C)	Number	As a percentage (V)/(III)*100	As a % of grand total (A)+(B)+(C) of sub-clause (I)(a)
(I)	(II)	(III)	(IV)	(V)	(VI)	(VII)
1	Saroj N. Shah	45934437	20.95%	-	-	-
2	Nitin Mansuklal Shah	31617327	14.42%	14,000,000	44.2795%	6.3867%
3	Kunal Nitin Shah Alias Sanghavi	23004750	10.49%	-	-	-
4	Rahul Nitin Shah	14106000	6.44%	14,070,000	99.7448%	6.4186%
5	Nitin Mansuklal Shah	12671799	5.78%	-	-	-
6	Nitin Mansuklal Shah Karta	10221000	4.66%	-	-	-
7	Reshma Nitin Shah	9397500	4.29%	-	-	-
8	Rahul Nitin Sanghavi Karta	9169771	4.18%	2,642,372	28.8161%	1.2054%
9	Nitin Mansuklal Shah	800000	0.36%	-	-	-
10	Saroj N. Shah	538288	0.25%	-	-	-
11	Rahul Nitin Shah	17500	0.01%	-	-	-
12	Reshma Nitin Shah	17500	0.01%	-	-	-
Total		157495872	71.85%	30,712,372	19.5004%	14.0107%

For NITIN FIRE PROTECTION INDUSTRIES LIMITED


Company Secretary
Mumbai
July 10, 2014



NITIN FIRE PROTECTION INDUSTRIES LIMITED

501, Delta, Hiranandani Gardens, Technology Street, Powai, Mumbai 400076. INDIA.

Phone: +91 22 4045 7000 • FAX: +91 22 2570 1110 • E-mail: nitinfire@vsnl.com • Website: http://www.nitinfire.com

CIN: L29193MH1995PLC092323

Quarter ended June 30, 2014.

Statement showing Shareholding of Persons Belonging to the Category of Public and holding more than 1% of total shares


S. No.	Name of Shareholder	Shares	%
1	ORANGE MAURITIUS INVESTMENTS LIMITED	10071481	4.5945%
2	ANTARA INDIA EVERGREEN FUND LTD	6449951	2.9424%
3	ELARA CAPITAL PLC A/C VESPERA FUND LIMITED	5401916	2.4643%
4	EMERGING INDIA FOCUS FUNDS	4767244	2.1748%
5	ITF MAURITIUS	3993857	1.8220%
	Total	30684449	13.9980%

Statement showing Shareholding of Persons Belonging to the Category of Public and holding more than 5% of total shares

S. No.	Name of Shareholder	Shares	%
	NIL	NIL	NIL
	Total	NIL	NIL

For NITIN FIRE PROTECTION INDUSTRIES LIMITED


Company Secretary
Mumbai
July 10, 2014



NITIN FIRE PROTECTION INDUSTRIES LIMITED

501, Delta, Hiranandani Gardens, Technology Street, Powai, Mumbai 400076. INDIA.

Phone: +91 22 4045 7000 • FAX: +91 22 2570 1110 • E-mail: nitinfire@vsnl.com • Website: http://www.nitinfire.com

CIN: L29193MH1995PLC092323

Quarter ended June 30, 2014.

(I)(d) Statement showing details of Locked-in Shares

S. No.	Name of Shareholders	Category of Shareholders (Promoters /Public)	No. of Shares	% Holding
	NIL	NIL	NIL	NIL

(II)(a) Statement showing details of Depository Receipts (DRs)


Sr. No.	Type of outstanding DR (ADRs, GDRs, SDRs, etc.)	Number of outstanding DRs	Number of shares underlying outstanding DRs	Shares underlying outstanding DRs as a percentage of total number of shares
N.A.				

(II)(b) Statement showing Holding of Depository Receipts (DRs), where underlying shares are in excess of 1% of the

Sr. No.	Name of the DR Holder	Type of outstanding DR (ADRs, GDRs, SDRs, etc.)	Number of shares underlying outstanding DRs	Shares underlying outstanding DRs as a percentage of total number of shares
N.A.				


For NITIN FIRE PROTECTION INDUSTRIES LIMITED


Company Secretary
Mumbai
July 10, 2014



(III) (a) Statement showing the voting pattern of shareholders, if more than one class of shares/securities is issued by the issuer.

Sr. no. (I)	Category of shareholder (II)	Number of Voting Rights held in each class of securities			Total Voting Rights (III+IV+V) (VI)	Total Voting Rights i.e. (VI)	
		Class X (III)	Class Y (IV)	Class Z (V)		As a percentage of (A+B) (VII)	As a percentage of (A+B+C) (VIII)
(A)	Promoter and Promoter Group²						
(1)	Indian						
(a)	Individuals/Hindu Undivided Family	157495872	0	0	157495872	71.85	71.85
(b)	Central Government/State Government(s)	0	0	0	0	0.00	0.00
(c)	Bodies Corporate	0	0	0	0	0.00	0.00
(d)	Financial Institutions/Banks	0	0	0	0	0.00	0.00
(e)	Any Other (Total)	0	0	0	0	0.00	0.00
	Sub-Total (A)(1)	157495872	0	0	157495872	71.85	71.85
(2)	Foreign						
(a)	Individuals (Non-Resident Individuals/Foreign Individuals)	0	0	0	0	0.00	0.00
(b)	Bodies Corporate	0	0	0	0	0.00	0.00
(c)	Institutions	0	0	0	0	0.00	0.00
(d)	Qualified Foreign Investor	0	0	0	0	0.00	0.00
(e)	Any Other (Total)	0	0	0	0	0.00	0.00
	Sub-Total (A)(2)	0	0	0	0	0.00	0.00
	Total Shareholding of Promoter and Promoter Group (A)= (A)(1)+(A)(2)	157495872	0	0	157495872	71.85	71.85
(B)	Public shareholding						
(1)	Institutions						
(a)	Mutual Funds/UTI	0	0	0	0	0.00	0.00
(b)	Financial Institutions/Banks	2158495	0	0	2158495	0.98	0.98
(c)	Central Government/State Government(s)	0	0	0	0	0.00	0.00
(d)	Venture Capital Funds	0	0	0	0	0.00	0.00
(e)	Insurance Companies	0	0	0	0	0.00	0.00



(f)	Foreign Institutional Investors	33139015	0	0	33139015	15.12	15.12
(g)	Foreign Venture Capital Investors	0	0	0	0	0.00	0.00
(h)	Qualified Foreign Investor	0	0	0	0	0.00	0.00
(h)	Any Other (Total)	0	0	0	0	0.00	0.00
	Sub-Total (B)(1)	35297510	0	0	35297510	16.10	16.10
(2)	Non-institutions						
(a)	Bodies Corporate	8847378	0	0	8847378	4.04	4.04
(b)	Individuals - i. Individual Shareholders Holding Nominal Share Capital Up To >Rs. 1 Lakh.	6712342	0	0	6712342	3.06	3.06
	Individuals - ii. Individual Shareholders Holding Nominal Share Capital In Excess Of Rs. 1 Lakh	8415844	0	0	8415844	3.84	3.84
(c)	Qualified Foreign Investor	0	0	0	0	0.00	0.00
(d)	Any Other (Total)	2437165	0	0	2437165	1.11	1.11
(d1)	Clearing Member	1161992	0	0	1161992	0.53	0.53
(d2)	Director/ Relatives	14927	0	0	14927	0.01	0.01
(d3)	Trust	962	0	0	962	0.00	0.00
(d4)	NRI	1242735	0	0	1242735	0.57	0.57
(d5)	Employees	16549	0	0	16549	0.01	0.01
	Sub-Total (B)(2)	26412729	0	0	26412729	12.05	12.05
	Total Public Shareholding (B)= (B)(1)+(B)(2)	61710239	0	0	61710239	28.15	28.15
	TOTAL (A)+(B)	219206111	0	0	219206111	100.00	100.00
(C)	Shares held by Custodians and against which Depository Receipts have been issued	0	0	0	0	0.00	0.00
C1	Promoter and Promoter Group	0	0	0	0	0	0
C2	Public	0	0	0	0	0	0
	GRAND TOTAL (A)+(B)+(C)	219206111	0	0	219206111	100.00	100.00

